


TIGER Neo

72HL4-BDV

575-600 Watt

BIFACIAL MODULE WITH DUAL GLASS

N-type



N-type Technology

N-type modules with Tunnel Oxide Passivating Contacts (TOPcon) technology offer lower LID/LeTID degradation and better low light performance.



HOT 3.0 Technology

N-type modules with JinkoSolar's HOT 3.0 technology offer better reliability and efficiency.



Dual-Sided Power Generation

Dual-sided power generation gain increases with backside exposure to light, significantly reducing LCOE.



Mechanical Load Enhanced

Certified to withstand:
5400 Pa front side max static test load
2400 Pa rear side max static test load



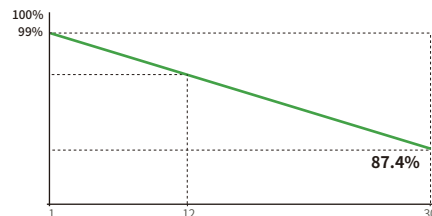
SMBB Technology

Better light trapping and current collection to improve module power output and reliability.



Anti-PID Guarantee

Minimizes the chance of degradation caused by PID phenomena through optimization of cell production technology and material control.



15 Year Product Warranty	30 Year Linear Power Warranty	1% First-year Degradation	0.40 % Annual Degradation Over 30 Years
-----------------------------	-------------------------------------	---------------------------------	---

- IEC61215:2021 / IEC61730:2023
- IEC61701 / IEC62716 / IEC60068 / IEC62804
- ISO9001:2015: Quality Management System
- ISO14001:2015: Environment Management System
- ISO45001:2018: Occupational health and safety management systems



JKM575-600N-72HL4-BDV-F9-EN

72HL4-BDV 575-600 Watt

Mechanical Characteristics

Cell Type	N- type Mono-crystalline
No. of cells	144 (72×2)
Dimensions	2278×1134×30 mm
Weight	31.0 kg
Front Glass	2.0 mm, Anti-reflection Coating
Back Glass	2.0 mm, Heat Strengthened Glass
Frame	Anodized Aluminium Alloy
Junction Box	IP68 Rated
Protection Class	Class II
IEC Fire Type	Class C
Connector Type	JK03M/MC4/Others
Output Cables	4.0 mm ² (+): 400 mm , (-): 200 mm or Customized Length

Packaging Configuration

Pallet Dimensions	2338×1140×1251 mm
Packing Detail (Two pallets = One stack)	36 pcs/pallets, 72 pcs/stack, 720 pcs/ 40'HQ Container

Specifications (STC)

Maximum Power - Pmax [Wp]	575	580	585	590	595	600
Maximum Power Voltage - Vmp [V]	43.73	43.88	44.02	44.17	44.31	44.45
Maximum Power Current - Imp [A]	13.15	13.22	13.29	13.36	13.43	13.50
Open-circuit Voltage - Voc [V]	52.30	52.50	52.70	52.90	53.10	53.30
Short-circuit Current - Isc [A]	13.89	13.95	14.01	14.07	14.13	14.19
Module Efficiency STC [%]	22.26	22.45	22.65	22.84	23.03	23.23
Power Tolerance						0 ~ + 3 %
Temperature Coefficients of Pmax						-0.29 %/°C
Temperature Coefficients of Voc						-0.25 %/°C
Temperature Coefficients of Isc						0.045 %/°C

STC: Irradiance 1000W/m², Cell Temperature 25°C, AM=1.5

Specifications (BNPI)

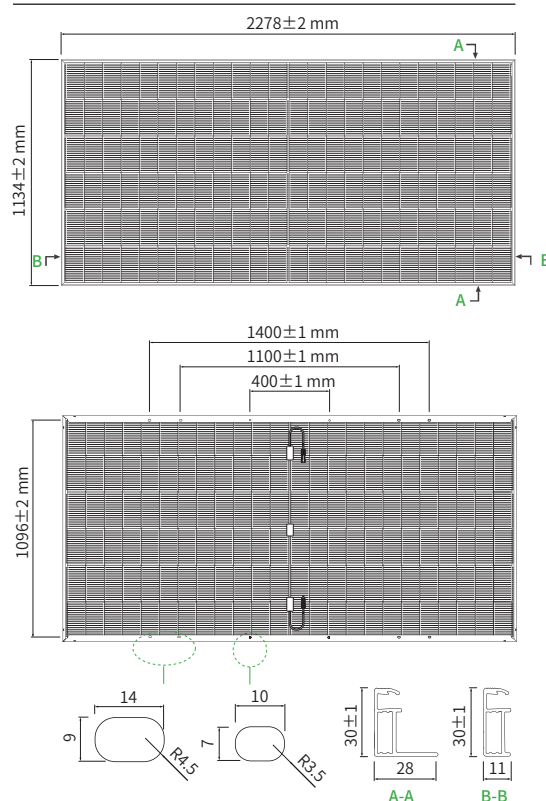
Maximum Power - Pmax [Wp]	633	638	644	649	655	660
Maximum Power Voltage - Vmp [V]	43.84	44.00	44.17	44.33	44.50	44.66
Maximum Power Current - Imp [A]	14.44	14.50	14.58	14.64	14.72	14.78
Open-circuit Voltage - Voc [V]	52.33	52.53	52.73	52.93	53.13	53.33
Short-circuit Current - Isc [A]	15.19	15.25	15.31	15.37	15.43	15.49

BNPI: Irradiance: front 1000W/m², rear 135W/m², Cell Temperature 25°C, AM=1.5

Application Conditions

Operating Temperature	-40 °C ~ +70 °C
Maximum System Voltage	1500 VDC (IEC)
Maximum Series Fuse Rating	30 A
Bifaciality Coefficient	φVoc: 98 ± 5 %, φIsc: 80 ± 5 %, φPmax: 80 ± 5 %

Engineering Drawings



Note: For specific dimensions and tolerance ranges, please refer to the corresponding detailed module drawings.

Electrical Performance

